

mod. **ALX** HEAVY DUTY

Stainless steel

The automatic hose reels range ALX are mainly used for hot water cleaning at low and high pressure. The hose reels rewind automatically the hose by a spring located in the drum. The hose can be stopped at the desired length. Thanks to the structure made of stainless steel type AISI 304, these hose reels are the most suitable for environments requiring a good resistance to corrosion and particularly food factories. They can be used in big kitchens, slaughter houses, dairies, chemical and pharmaceuticals industries, swimming pools.


The hose-guide support can be mounted in two different positions according to the hose reel installation (see A-B).

The range is divided into several models depending on hose diameters and lengths.

Optional: flexible hose for the connection to the system, revolving stand and 4-rollers hose guide.

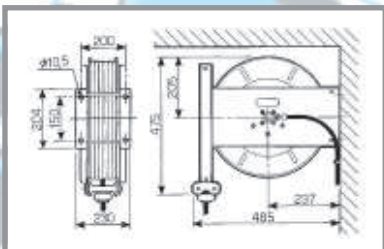
4R

Optional 4-rollers hose guide. Ordering the version indicating the hose reel code followed by "4R".
Guida tubo a 4 rulli optional. Ordinare la versione indicando il codice dell'avvolgitubo seguito da "4R".

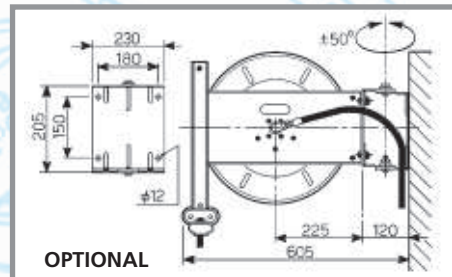
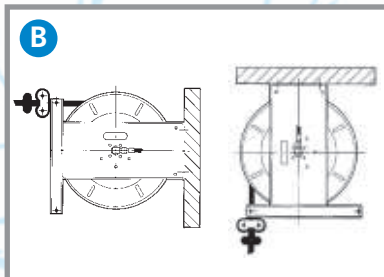
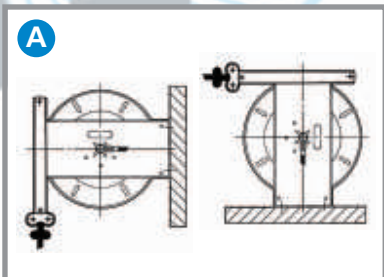


Ø 410

OPTIONAL



Page 64-66



Acciaio inox

SERVICE INTENSIF ACIER-INOX

Ⓕ Les enrouleurs de la gamme ALX sont utilisés principalement pour lavage avec eau chaude à haute et basse pression. Les appareils enroulent automatiquement le tuyau grâce au ressort logé dans le tambour et permettent l'arrêt à la longueur souhaitée. La structure acier inoxydable AISI 304 permet l'emploi de ces enrouleurs dans les milieux nécessitant une forte résistance à la corrosion et particulièrement dans l'industrie alimentaire. Ils peuvent être appliqués en cuisines industrielles, abattoirs, fromageries, industries agroalimentaires, chimiques, pharmaceutiques et piscines. Deux positions possibles du support guide tuyau pour permettre l'installation désirée (voir fig. A-B). La gamme est constituée de différents modèles selon la longueur et le diamètre des tuyaux. En option: tuyau de connexion à l'installation, support pivotant et guide tuyau 4 rouleaux.

SCHWERBETRIEB EDELSTAHL


Ⓖ Die Schlauchaufroller der Serie ALX werden hauptsächlich beim Waschen mit heissem, Hoch- bzw. Niederdruck Wasser benützt. Die Antriebsfeder in der Trommel ermöglicht das automatische Aufrollen und Arretieren des Schlauches in der gewünschten Länge. Die Konstruktion aus AISI 304 Edelstahlblech ermöglicht den Einsatz in Arbeitsbereichen wo erhöhte Korrosionsbeständigkeit gefordert wird, wie z.B. in der Lebensmittelindustrie, in Grossküchen, Schlachthöfen, Pharma- bzw. chemische Industrie, Schwimmbädern u.s.w. Die Führung des Schlauchauslaufs kann in 2 verschiedenen Positionen auf dem Schlauchaufroller montiert werden um somit die gewünschte Montagelage zu ermöglichen (siehe Abbildungen A-B). Je nach Durchmesser der Trommel und Länge des Schlauches setzt sich diese Serie aus verschiedenen Ausführungen zusammen. Optional: Verbindungsschlauch zum Leitungsnetz, schwenkbare Wandkonsole und 4 Rollen Schlauchführung

SERVICIO PESADO ACERO INOXIDABLE

Ⓖ Los enrolladores de la serie ALX están principalmente indicados para el lavado con agua caliente a alta y baja presión. Los enrolladores recogen automáticamente la manguera mediante un muelle situado en el tambor y permiten detenerla en la longitud deseada. La estructura, en acero inoxidable AISI 304, permite su uso en ambientes donde se necesite una buena resistencia a la corrosión, en particular en la industria alimentaria. Pueden ser utilizados en grandes cocinas, mataderos, frigoríficos, industrias agroalimentarias, químicas, farmacéuticas y piscinas. El soporte guía manguera puede ser colocado en dos diversas posiciones sobre el enrollador en modo de permitir la instalación deseada (ver figuras A-B). La serie se compone de varios modelos en relación al diámetro y la longitud de la manguera. Opcional: manguera flexible de conexión a la instalación, soporte giratorio y guía manguera a 4 rodillos.

SERVIZIO PESANTE ACCIAIO INOX

Ⓖ Gli avvolgitubo della serie ALX sono principalmente impiegati per il lavaggio con acqua calda ad alta e bassa pressione. Gli apparecchi riavvolgono automaticamente il tubo mediante una molla situata nel tamburo e consentono di fermarlo alla lunghezza desiderata. La struttura, in lamiera d'acciaio inox AISI 304 permette l'utilizzo in ambienti in cui è richiesta una buona resistenza alla corrosione ed in particolare nelle industrie alimentari. Possono essere applicati in grandi cucine, macelli, caseifici, industrie agroalimentari, chimiche, farmaceutiche e piscine. Il supporto guidatubo può essere applicato in due diverse posizioni sull'avvolgitubo in modo da consentire l'installazione desiderata (vedi figure A - B). La serie si suddivide in vari modelli a seconda del diametro e della lunghezza del tubo da avvolgere. Opzionale: tubo flessibile di collegamento all'impianto, supporto girevole e guida tubo a 4 rulli.



Hose reels model ALX without hose / Avvolgitubo modello ALX senza tubo

Fluid Fluido	Max. pressure Pressione max.	Code Codice	Inlet Bsp Entrata Gas	Outlet Bsp Uscita Gas	Max. capacity Capacità max.	Weight Peso
Water/Acqua 100°C	60 Bar/840 PSI	ALX601220ST	1/2" M	1/2" M	20 m/65 ft	20 kg
Water/Acqua 150°C	400 Bar/5600 PSI	ALX4H3820ST	3/8" F	3/8" M	20 m/65 ft	20 kg

Hose reels model ALX with hose / Avvolgitubo modello ALX completi di tubo

OPTIONAL

Fluid Fluido	Max. pressure Pressione max.	Code Codice	Inlet Bsp Entrata Gas	Outlet Bsp Uscita Gas	Hose diam. Tubo diam.	Hose length Lungh. tubo	Weight Peso	Inlet hose Tubo entrata
Water/Acqua 70°C	10 Bar/140 PSI (70°C) 20 Bar/280 PSI (25°C) Stainproof hose Tubo antimacchia	ALX101320K	1/2" M	1/2" M	13 x 21 blue	20 m/65 ft	25 kg	TC13005K TC16005K
		ALX101615K	1/2" M	1/2" M	16 x 24 blue	15 m/50 ft		
Water/Acqua 90°C	10 Bar/140 PSI Rubber hose Tubo in gomma	ALX101320KR	1/2" M	1/2" M	13 x 20 blue	20 m/65 ft	25 kg	TC1301KR TC1601KR
		ALX101615KR	1/2" M	1/2" M	16 x 23 blue	15 m/50 ft		
Water/Acqua 150°C	400 Bar/5600 PSI Stainproof hose Tubo antimacchia	ALX4H3820	3/8" F	3/8" M	3/8" blue	20 m/65 ft	25 kg	TC38005H
		ALX4H5120	3/8" F	3/8" M	5/16" blue	20 m/65 ft		
		*ALX4H3820X	3/8" F	3/8" F	3/8" blue	20 m/65 ft	25 kg	-
		*ALX4H5120X	3/8" F	3/8" F	5/16" blue	20 m/65 ft		

*Hose with stainless steel fittings. Tubo con raccordi in acciaio inox.